

**ROBIN**

**AIRCRAFT**

**Manufacturer of Class Leading 4-seat certified aircraft since 1957**



The full range of Robin aircraft spans models from 118 hp two-seater to 200 hp four-seater. All are based on the same proven airframe. The most popular model is the four-seat aircraft powered by the Continental 155 hp CDI motor that forms the basis for the following comparisons.

All the information on the following sheets have been gathered from the Flight Manuals of the respective planes or from official documents issued by the manufacturers.

### AIRCRAFT BEING COMPARED

Robin  
DR401/155 - 155hp

Diamond  
DA40NG - 168hp

Tecnam  
P2010 - 180

Cirrus  
SR20 - 200hp

Piper  
PA28/161 - 160hp

Cessna  
C172 Jet-A - 155hp





The full range of Robin aircraft spans models from 118 hp two-seater to 200 hp four-seater. All are based on the same proven airframe. The most popular model is the four-seat aircraft powered by the Continental 155 hp CDI motor that forms the basis for the following comparisons.

All the information on the following sheets have been gathered from the Flight Manuals of the respective planes or from official documents issued by the manufacturers.

### AIRCRAFT BEING COMPARED

Robin  
DR401/155 - 155hp

Diamond  
DA40NG - 168hp

Tecnam  
P2010 - 180

Cirrus  
SR20 - 200hp

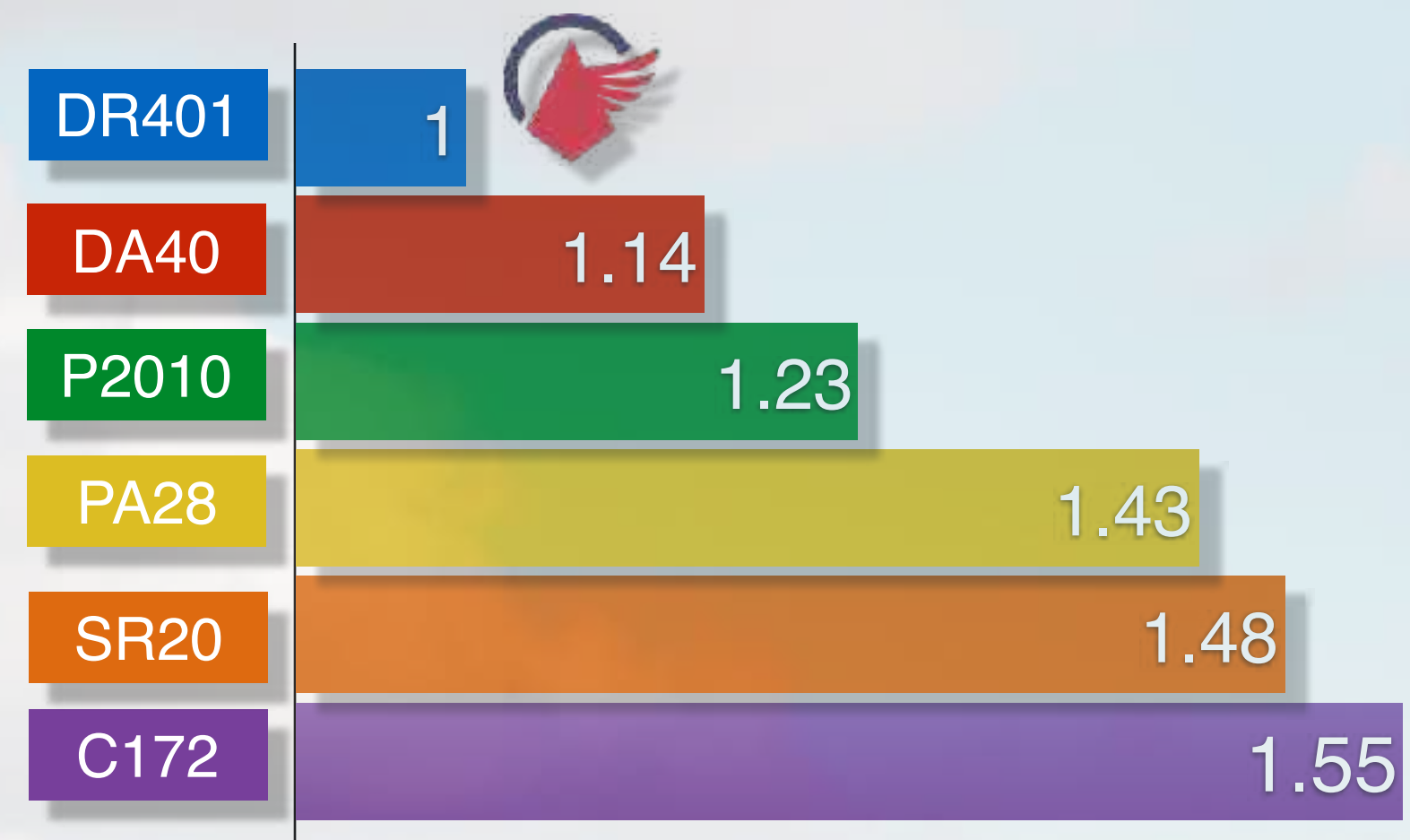
Piper  
PA28/161 - 160hp

Cessna  
C172 Jet-A - 155hp

No contest.

AFFORDABLE

# PURCHASE PRICE.



Relative price

\* Comparison is for planes equipped with standard glass-cockpit and is subject to change

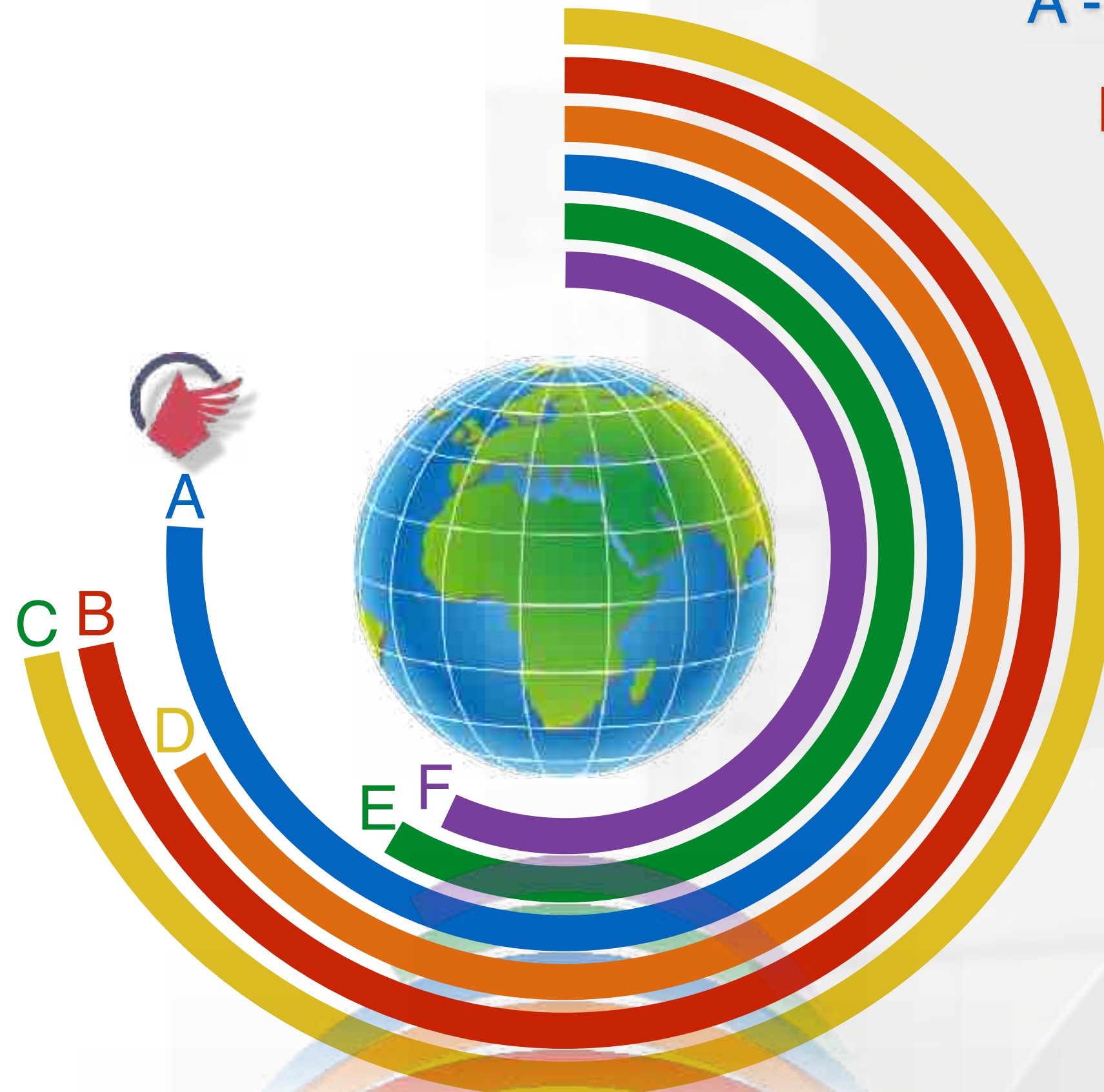


# PAYLOAD - 1000KM.

## With the DR401

Easily carry 4 people  
(80kg each) & 35kg  
of luggage

GENEROUS



A - DR401 : 355kg 

B - DA40 : 324kg

C - PA28 : 306kg

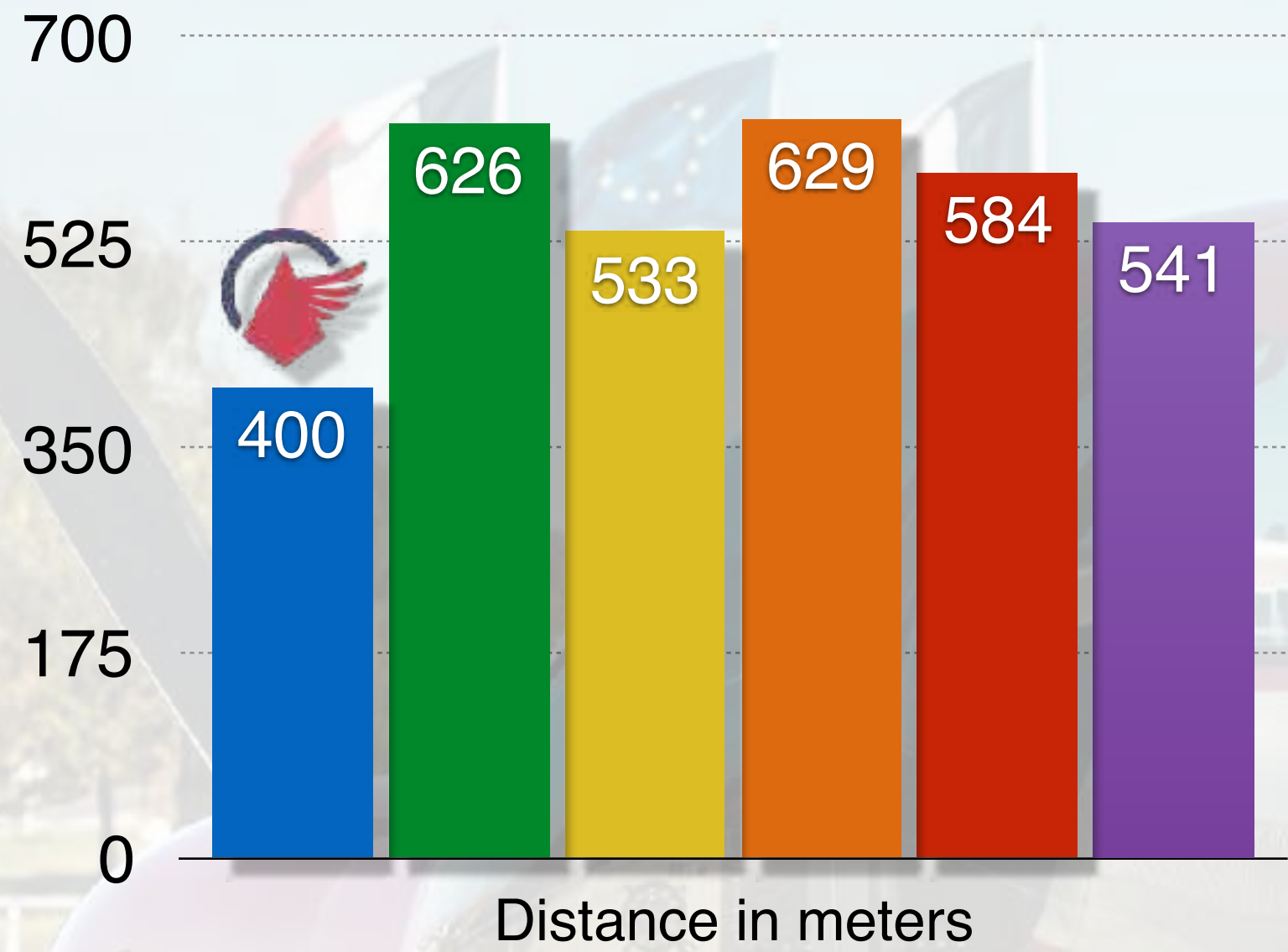
D - SR20 : 286kg

E - P2010 : 247kg

F - C172 : 245kg



# TAKE-OFF DISTANCE\*



DR401 PA28 P2010 SR20 C172 DA40

\* To clear 50 ft



QUICKER



# LANDING DISTANCE (ROLL).

SHORTER

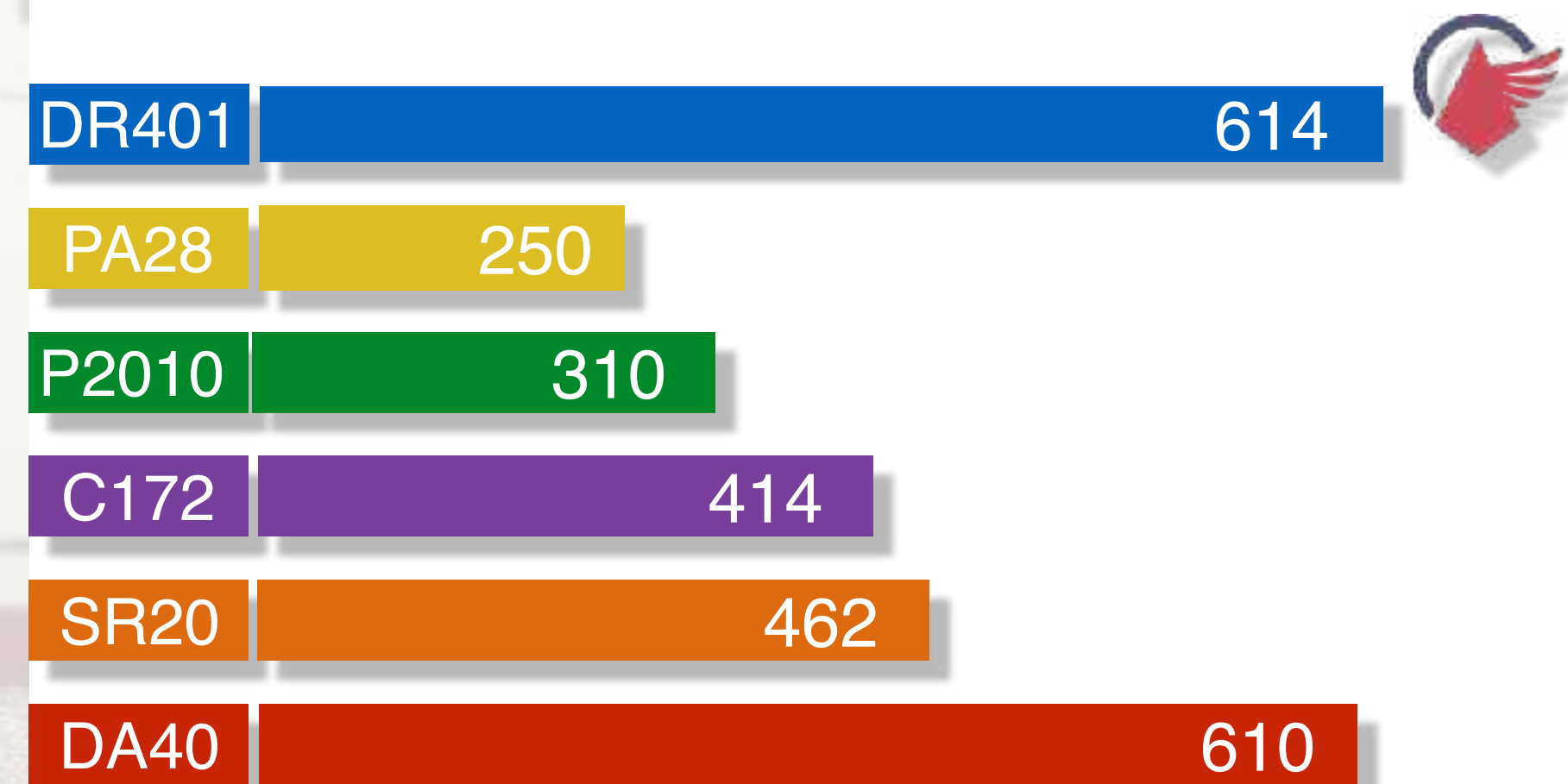


# CLIMB RATE.

Best climb rate at altitude for DR401

At 8,000 feet, it is comforting to know the aircraft will still climb fast. Just in case.

CLIMBER

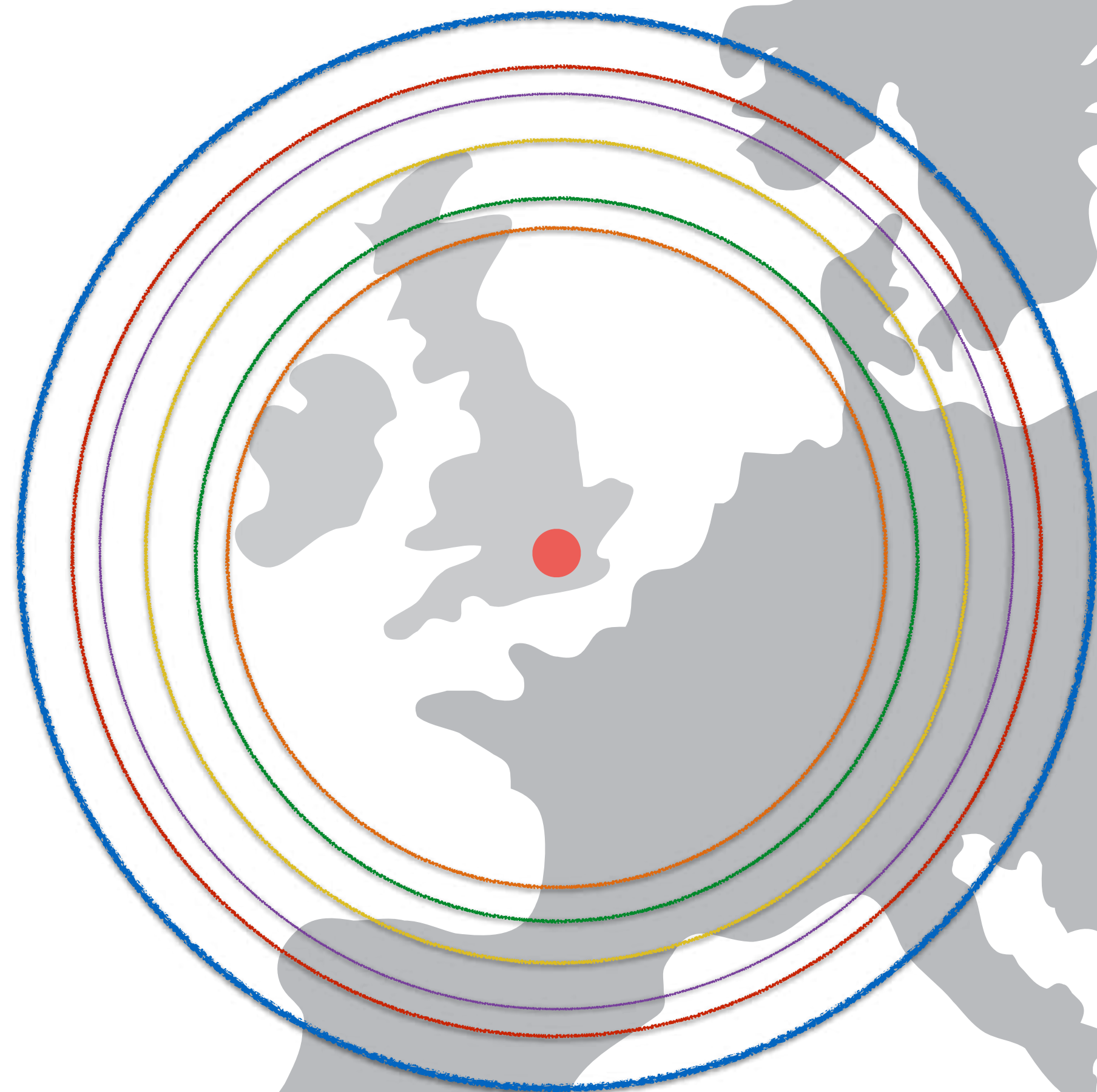





# Even further.

Direct flight from London to the Balearics is not a dream anymore. Fly with a DR401.

**TRAVELER**



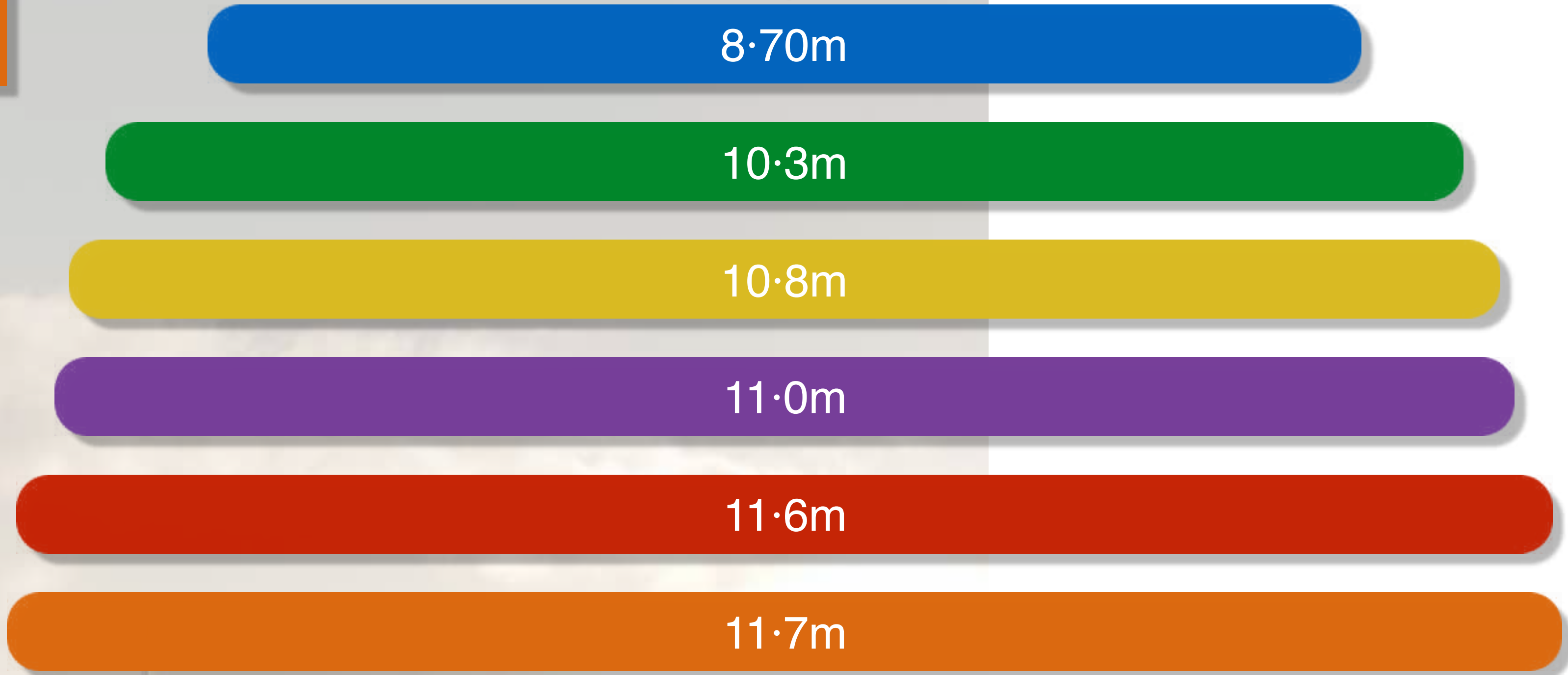
DR401	1566	
DA40	1438	
C172	1359	
PA28	1281	
P2010	1094	
SR20	1056	

# FLYING RANGE\*

\* Range in kilometres with full tanks : 4 passengers of 75 kg for the DR401, 3 passengers for competitors



- DR401
- P2010
- PA28
- C172
- DA40
- SR20



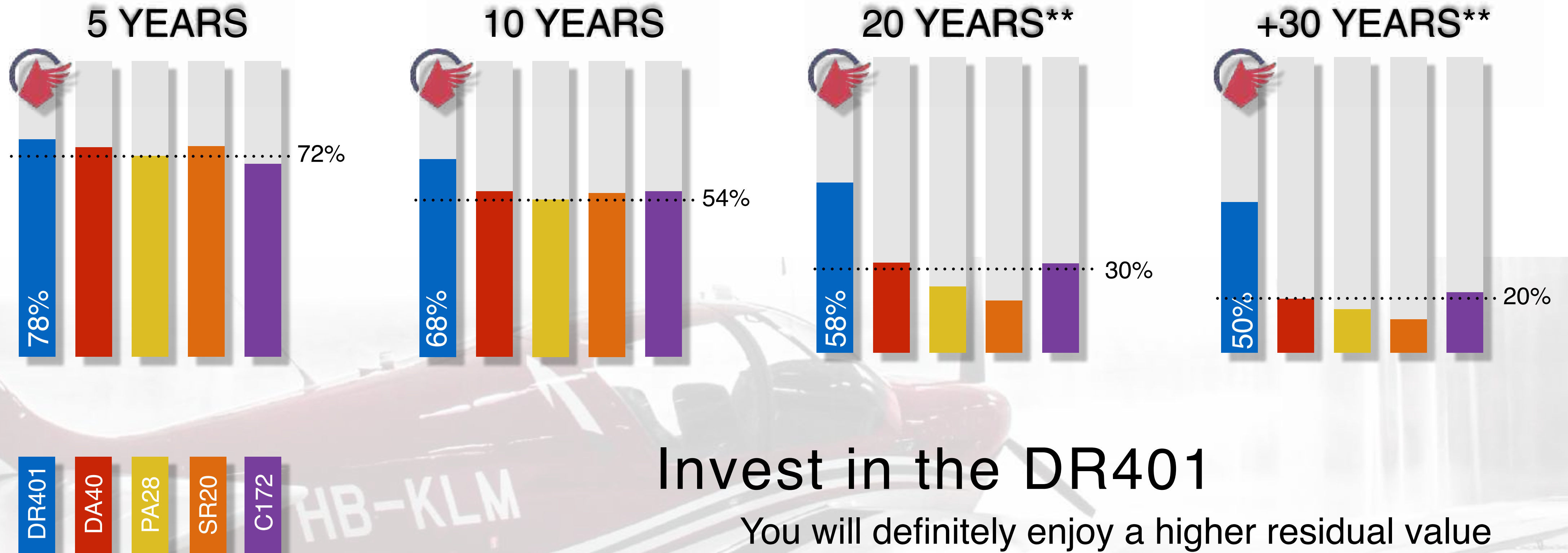
# WINGSPAN.

The shorter the wings, the easier it is to pilot the plane (and to hangar it as well).

**COMPACT**



# RESALE VALUE\*



## Invest in the DR401

You will definitely enjoy a higher residual value

**MORE VALUABLE**

\* Calculation based on the average sale price on several websites such as [www.planecheck.com](http://www.planecheck.com) and [www.aircraft24.fr](http://www.aircraft24.fr).

\*\* The values for DA40 and SR20 at 20 years and +30 years are estimated.

There are no figures for the Tecnam P2010, which was EASA certified in July 2014



And **ON TOP** of all these facts



**DR401** has the thriftiest engine\*



\* Note that Cessna C172 Jet-A is also equipped with the Continental 155hp engine.





# Mistral Aviation

**Sales Partner for Robin Aircraft**

Elstree Aerodrome, Borehamwood, WD6 3AR

M: 07973 691727; E: [info@robinaircraft.uk](mailto:info@robinaircraft.uk)

[www.robinaircraft.uk](http://www.robinaircraft.uk)